

WHAT IS COLORECTAL CANCER?

- A cancer in the colon or rectum caused by cells that grow out of control.

WHO SHOULD BE SCREENED FOR COLORECTAL CANCER

- Men and Women Age 50-75.
- When no symptoms are present.

WHY IS SCREENING IMPORTANT?

- You may not notice changes in your body.
- Screening once a year helps find changes early.
- Increases your chance of survival.

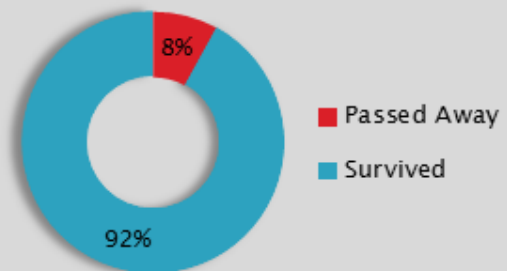
WHAT IS A FECAL OCCULT BLOOD TEST (FOBTIA)?

- Also referred to as a FIT Kit.
- Convenient home collection screening test that is painless and easy to do (instructions included on the other side of this page).
- You collect your sample at home and send it to the lab.
- The lab checks your stool for blood so small that you may not be able to see it.
 - Usually no blood is found.
 - If blood is found, your provider will recommend additional tests.

A FOBTIA KIT INCLUDES:

- Instructions for the patient
- Collection paper for the toilet
- Small specimen collection bottle
- Small padded wrap and collection bag
- Self-addressed envelope with paid postage

Screening Increases Your Survival Rate²



¹ Final Recommendation Statement: Colorectal Cancer: Screening. U.S. Preventive Services Task Force. November 2016. <https://www.uspreventiveservicestaskforce.org/Page/Document/RecommendationStatementFinal/colorectal-cancer-screening2>

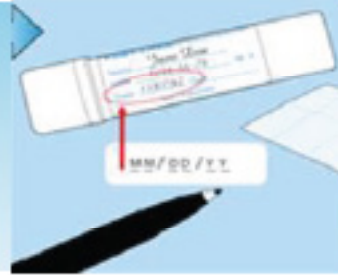
² What are the survival rates for colorectal cancer, by stage? American Cancer Society. October 2016. <https://www.cancer.org/cancer/colon-rectal-cancer/detection-diagnosis-staging/survival-rates.html#references>

Fecal Occult Blood Test (FOBTIA)

1

LABEL THE CONTAINER:

- A) Full Name
- B) Date of Birth
- C) Today's Date

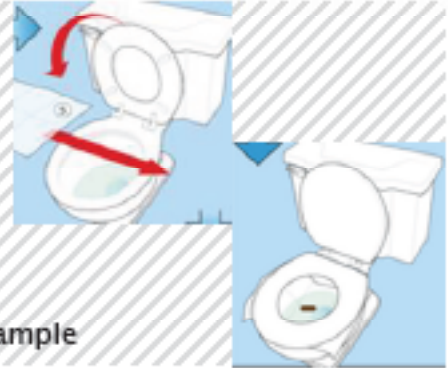


2

PREPARE:

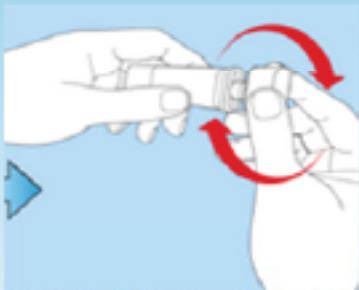
- A) Unfold the Collection Paper
- B) Lift the toilet lid & seat
- C) Place collection paper on top of the toilet and lower the seat
- D) Have a bowel movement on top of the collection paper

PLEASE NOTE: Keep the toilet seat down while you collect your sample



3

COLLECT THE SAMPLE:



- A) Open the specimen container
- B) Use the green wand/cap to cover the grooved tip with stool
- C) Place the covered wand/cap back into the specimen container
- D) Close the container until it snaps on tightly

PLEASE NOTE: Keep the bottle closed after sealing



4

GET YOUR SAMPLE READY TO MAIL:

- A) Wrap the container with the dotted paper, put in the biohazard bag and seal
- B) Put the bag in the pre-addressed TriCore Reference Laboratories envelope
- C) If you received a test order, put this in the envelope too
- D) Write your name and address on the envelope
- E) Send it through the mail the same day or the following day

